

ALL OUR  
DREAMS CAN  
COME TRUE IF  
WE HAVE THE  
COURAGE TO  
PURSUE  
THEM.

Good Morning Year 3.

How are you? How was your day? Can you believe we are now half-way through the week?

Our first lesson today is P.E. Start your day by completing some Cosmic Kids yoga. Find a yoga video that you would like to do today. I will be completing this with George and Harry.

<https://www.youtube.com/user/CosmicKidsYoga>

The second lesson is maths.

Today, we are going to be looking at non-unit fractions. This is where the numerator is more than one. To find the amount of a non-unit fraction, firstly, find the amount of the unit fraction by dividing by the denominator. Then multiply your answer by the numerator.

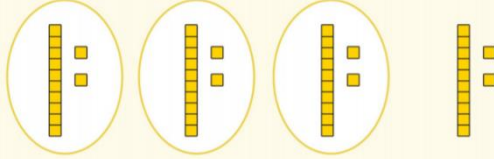
Please see the example below.

**Fractions  
of Quantities**

$\frac{3}{4}$  of 48

divide by the denominator  
multiply by the numerator

divide by 4  
 $48 \div 4 = 12$   
multiply by 3  
 $12 \times 3 = 36$



$\frac{3}{4}$  of 48 = 36

Choose a chilli challenge for your questions today.

1. $\frac{2}{5}$ of 20 =	1. $\frac{2}{5}$ of 50 =	1. $\frac{4}{5}$ of 50 =
2. $\frac{2}{4}$ of 20 =	2. $\frac{2}{4}$ of 32 =	2. $\frac{3}{4}$ of 32 =
3. $\frac{2}{3}$ of 9 =	3. $\frac{2}{3}$ of 24 =	3. $\frac{2}{3}$ of 33 =
4. $\frac{2}{5}$ of 25 =	4. $\frac{2}{8}$ of 32 =	4. $\frac{6}{8}$ of 32 =
5. $\frac{3}{4}$ of 12 =	5. $\frac{3}{4}$ of 28 =	5. $\frac{4}{10}$ of 100 =

Example

$\frac{2}{5}$  of 35

Divide by the denominator –  $35 \div 5 = 7$


Multiply by the numerator –  $7 \times 2 = 14$

$\frac{2}{5}$  of 35 = 14

CHALLENGE – George had 21 sweets. He gave  $\frac{1}{3}$  to Harry. How many did he give to Harry? How many did George have left? What fraction is this?

Our next lesson is English.

Read the newspaper extract below. It has lots of **simple noun phrases** in it and is a very boring article. Please improve the article by **expanding the noun phrases**. Use the adjectives next to the picture to help you to improve the text.



unsinkable	deadly
cold	mighty
hardworking	terrified
confused	frightened
monstrous	vast
mountainous	
experienced	

On that night, the Titanic hit an iceberg that was floating through the North Atlantic. Ignoring several warnings about icebergs, the captain ordered his crew to sail at full speed which caused several sections of the ship to come apart upon impact. At first, passengers did not realise what a situation they were in. But gradually, water began filling the decks of the ship which could not be ignored. Many passengers placed their life jackets on and headed towards the ship's deck. Faces looked around in shock whilst some passengers began to get into the lifeboats...

The next lesson is music.

Listen to song called Lullaby by the composer Brahms. (He is one of our class composers)

<https://www.youtube.com/watch?v=T6nb35I9w-8>

It is best to listen to this with your eyes closed. How does the music make you feel? What does the music make you think of? Can you recognise the instruments used? Do you enjoy the music? Why?

Complete the music appraisal below. If you would like to record your ideas differently, maybe using a mind map or table, that is ok.

Music Title: .....

Composer / Singer: .....

My Score:  
/10

The music creates this artistic image in my mind.

Feelings and places evoked  
by this music.

This music makes me feel

.....  
.....  
.....

The places and settings it  
makes me think of are:

- 
- 
- 

The composer uses these  
instruments to create a  
particular mood, image or  
atmosphere:

.....  
.....  
.....

My personal opinion of this music is .....

.....

Lastly today, we are going to be continuing our work for VE Day.


During the war, many soldiers made sacrifices and fought with bravery. Many soldiers were awarded medals for their work. Today, I would like you to design a VE Day medal.

# Design a VE Day Medal

This medal celebrated the end of the First World War and was given to soldiers who had fought in active theatres of the war. It was a symbol of **great pride** but its design was also highly **symbolic**.



Bronze medal, not too expensive after the war, but long lasting.



**Your task is to create a medal for British soldiers who served in the Second World War that is just as symbolic and creative.**

Your medal can be any shape or size but you must have considered the metal and ribbon choices.

You must include:

- The years of the war (1939-45)
- The colours of the Allies
- A symbol to signify the war and the soldier's sacrifice and victory
- A reference to the many theatres of the fighting (Europe, Africa, Asia, Air, Sea, Land)
- Annotations to explain your choices

Send a picture of your designs to me on our Year 3 email address.

Remember to continue to complete your daily reading and go out for some fresh air.

Have a great day.

Remember...any problems, you can email me. 😊

Mrs Martin